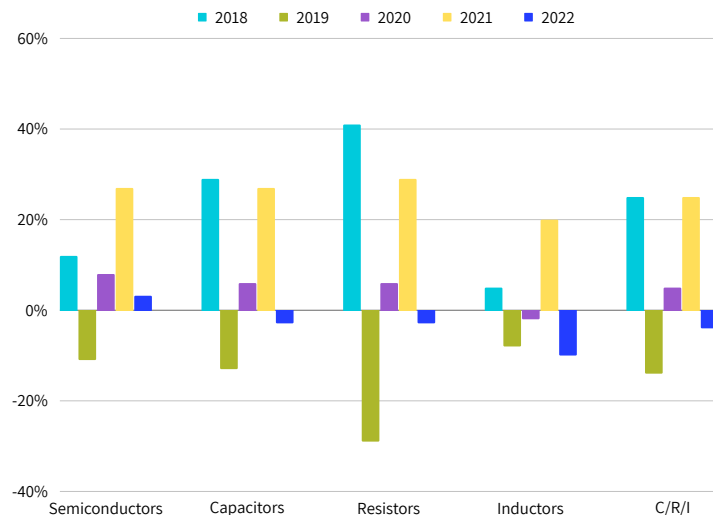


La indústria dels semi-conductors en el món

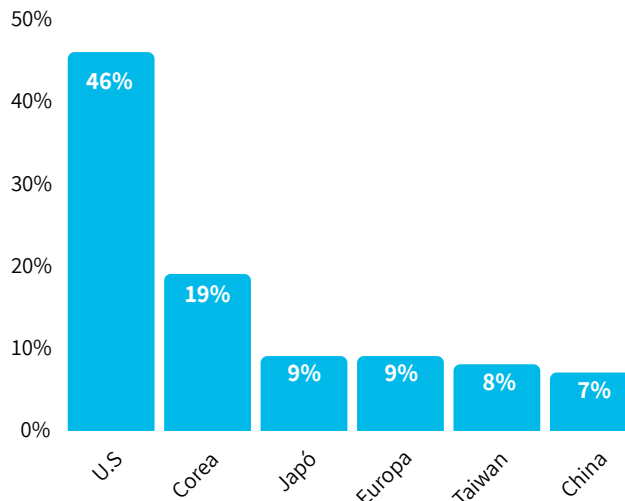
Creixement dels ingressos dels components electrònics



Font: https://www.semiconductors.org/wp-content/uploads/2022/11/SIA-State-of-Industry-Report_Nov-2022.pdf

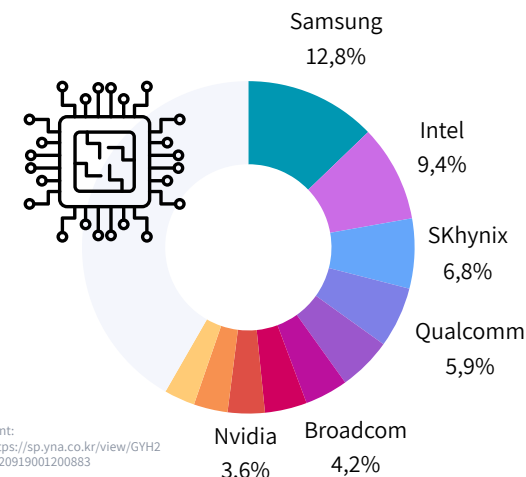
Demanda de semiconductors

Dades 2021



Font: https://www.semiconductors.org/wp-content/uploads/2022/11/SIA-State-of-Industry-Report_Nov-2022.pdf

Quota mundial per fabricant de semiconductors l'any 2022



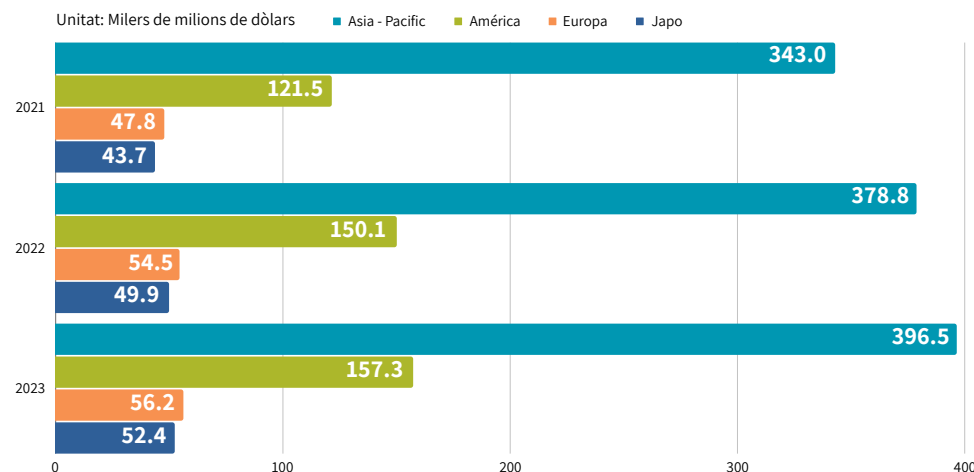
Font: <https://sp.yna.co.kr/view/GYH20220919001200883>

Resum de previsió WSTS

Fall 2022	Amounts in US\$M			Year on Year Growth in %		
	2021	2022	2023	2021	2022	2023
Americas	121,481	142,138	143,278	27.4	17.0	0.8
Europe	47,757	53,774	54,006	27.3	12.6	0.4
Japan	43,687	48,064	48,280	19.8	10.0	0.4
Asia Pacific	342,967	336,151	311,005	26.5	-2.0	-7.5
Total World - \$M	555,893	580,126	556,568	26.2	4.4	-4.1
Discrete Semiconductors	30,337	34,098	35,060	27.4	12.4	2.8
Optoelectronics	43,404	43,777	45,381	7.4	0.9	3.7
Sensors	19,149	22,262	23,086	28.0	16.3	3.7
Integrated Circuits	463,002	479,988	453,041	28.2	3.7	-5.6
Analog	74,105	89,554	90,952	33.1	20.8	1.6
Micro	80,221	78,790	75,273	15.1	-1.8	-4.5
Logic	154,837	177,238	175,191	30.8	14.5	-1.2
Memory	153,838	134,407	111,624	30.9	-12.6	-17.0
Total Products - \$M	555,893	580,126	556,568	26.2	4.4	-4.1

Font: <https://www.economista.com.mx/empresas/mercado-global-de-semiconductores-quienes-son-los-lideres-20220926-0050.html>

Valor del mercat mundial de semiconductors per regió



Font: <https://www.economista.com.mx/empresas/mercado-global-de-semiconductores-quienes-son-los-lideres-20220926-0050.html>